



**FIDARSI**

Relationships built on trust

# Finance Salary Guide 2025 (London)



# Market Overview

The financial services sector has shown strong resilience throughout 2024, with continued demand for skilled finance professionals despite economic headwinds. Digital transformation initiatives and regulatory requirements continue to drive demand for specialists who can combine traditional finance expertise with modern technological capabilities.

## Finance and Accounting Salaries

*\*All salaries in GBP*





| Position                                  | Salaries          | Per Day    |
|---|-------------------|------------|
| Financial /Management Accountant          | 50,000 – 80,000   | 350 – 550  |
| Finance Manager                           | 70,000 – 90,000   | 400 – 700  |
| Financial Controller                      | 90,000 – 120,000  | 450 – 800  |
| Finance Director                          | 120,000 – 170,000 | 600 – 1000 |
| CFO                                       | 170,000+          | 1000+      |
| FP&A Analyst                              | 60,000 – 80,000   | 400 – 600  |
| FP&A Manager                              | 70,000 – 120,000  | 500 – 700  |
| Head of / Director FP&A                   | 120,000+          | 600 – 800  |
| Regulatory Reporting Accountant           | 60,000 – 90,000   | 400 – 700  |
| Regulatory Reporting Manager              | 80,000 – 130,000  | 500 – 800  |
| Head of Regulatory Reporting              | 120,000+          | 700+       |
| Fund Accountant                           | 50,000 – 80,000   | 400 – 600  |
| Fund Accounting Manager                   | 70,000 – 110,000  | 500 – 700  |
| Head of Fund Finance                      | 110,000+          | 600+       |
| Finance Transformation Analyst            | 60,000 – 80,000   | 400 – 600  |
| Finance Transformation Manager            | 80,000 – 120,000  | 600 – 800  |
| Head of / Director Finance Transformation | 120,000+          | 800+       |

| Position                 | Salaries        | Per Day   |
|--------------------------|-----------------|-----------|
| Tax Accountant / Analyst | 60,000 – 90,000 | 500 – 700 |
| Tax Manager              | 80,000 – 120,00 | 600 – 800 |
| Head of / Director Tax   | 120,000+        |           |

## Key Market Insights

### Finance Trends

The finance landscape in financial services continues to evolve, with several notable developments:

-  Increased focus on automation and digital transformation of finance functions
-  Growing demand for professionals with data analytics capabilities
-  Rising importance of ESG reporting and sustainable finance
-  Strong emphasis on regulatory reporting expertise

### Benefits & Additional Compensation

Compensation packages remain highly competitive, with firms offering:

- Annual bonuses ranging from 20-50% of base salary
- Private healthcare
- Life insurance
- Pension contributions (typically 8-12%)
- Annual leave 25-30 days
- Flexible/hybrid working options

## Market Outlook 2025

Looking ahead to 2025, we anticipate continued evolution in finance roles within financial services. Digital transformation remains a key driver of change, influencing both skill requirements and compensation levels. Despite broader economic uncertainties, the market shows strong signs of stability, with particular emphasis on specialist skills and strategic roles.

**Note:** Salaries can vary significantly based on company size, specific sector within financial services, and individual experience/expertise. Figures represent base salary only and exclude additional benefits or bonuses.



**F I D A R S I**

**Relationships built on trust**

## **Contact us**

If you have questions about Fidarsi, please contact us!

### **Address**

75 King William St, London, EC4N 7BE

### **Email**

[info@fidarsi.co.uk](mailto:info@fidarsi.co.uk)